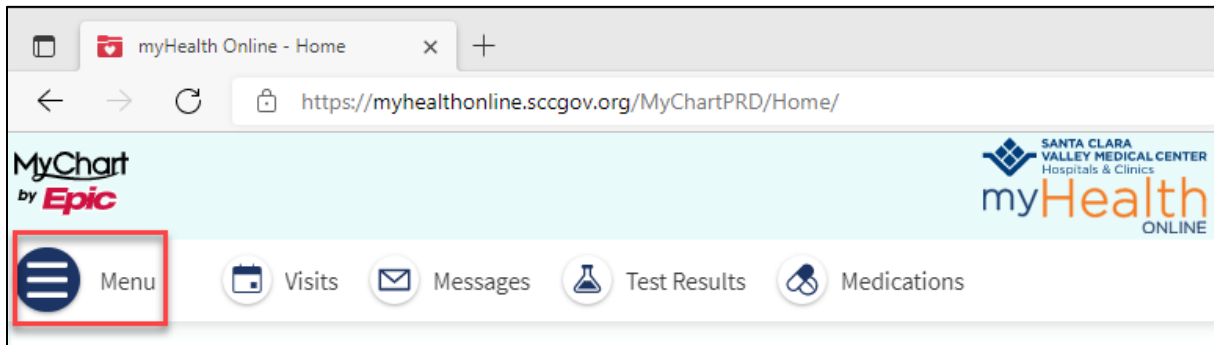


## SET UP BETTER SECURITY TO PROTECT YOUR MEDICAL RECORDS WITH TWO-STEP VERIFICATION

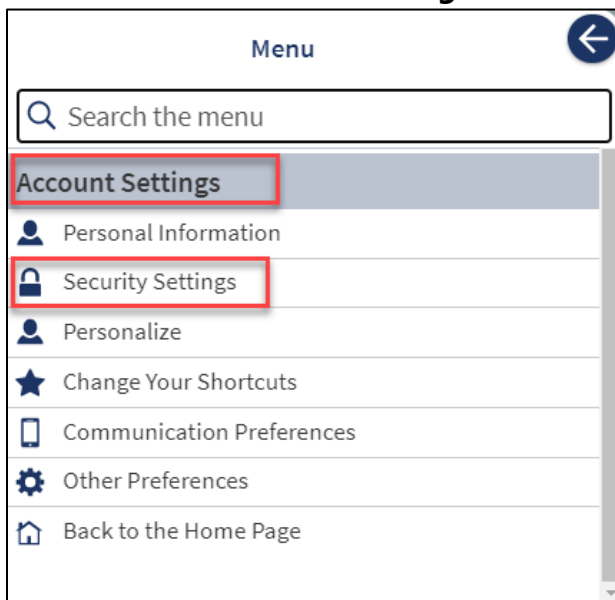
Two-Step verification adds security to your myHealth Online account by protecting against stolen passwords. If your password is hacked or guessed, it is not enough to give an intruder access. A password alone is useless without approval at the second step, a verification code sent by text to your phone or by email, that needs to be entered each time you log in.

### Set Up Two-Step Verification from Computer

1. Logon to your **myHealth Online** account from your computer
2. Click **Menu**,



3. Scroll down to **Account Settings**, Select **Security Settings**



4. Under Two-Step Verification Settings, select **Turn on two-step verification**

Security Settings ?  
Below you can change your password and security question.  
**Change Password**  
Your password must be different than your myHealth Online Username. For increased security, the password must contain at least 8 characters using a combination of numbers and letters (lowercase and uppercase).  
Current Password:   
New Password:   
Confirm New:   
**Save password**  
**Two-Step Verification Settings**  
Two-step verification is an additional level of security to help keep your account secure—even if someone has your password.  
**Turn on two-step verification**  
[Back to the home page](#)

5. Verify Your Identity – enter your password and click **Continue**

**Verify Your Identity**  
Two-step verification uses the contact information we have on file to verify your identity. Before we begin, please make sure the information below is up to date and enter your password.  
Your email  
benjamin.  
Your phone  
424  
\* Password  
**Continue** **Cancel**

6. Select how you would like to receive the code either **email** or **text message to your phone**.

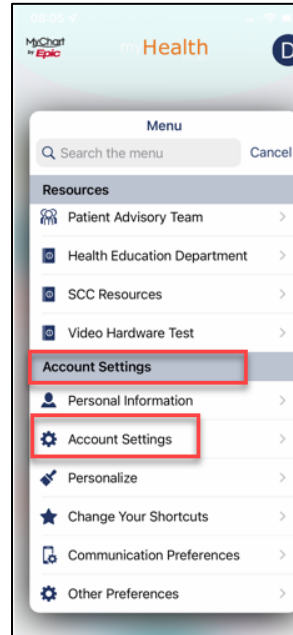
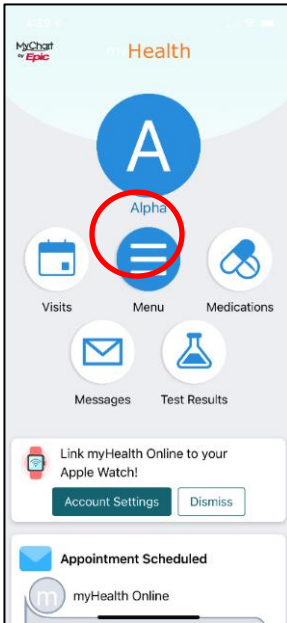
**Verify Your Identity**  
It is our goal to make sure your health information is safe and secure. You will now be required to enter a one-time use security code to verify your identity.  
[Learn more](#)  
**How would you like to receive the code?**  
**Send to my email** **Text to my phone**  
[Back](#)

7. Enter the code and click **Verify**.

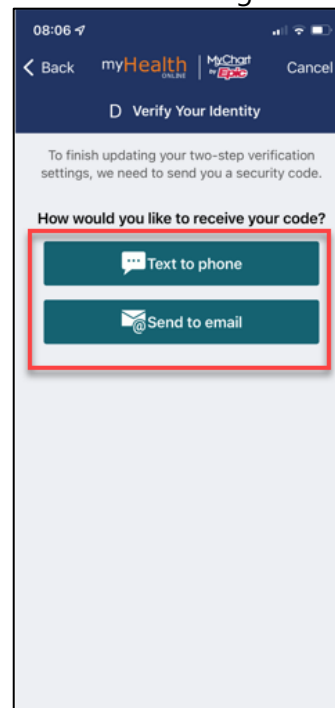
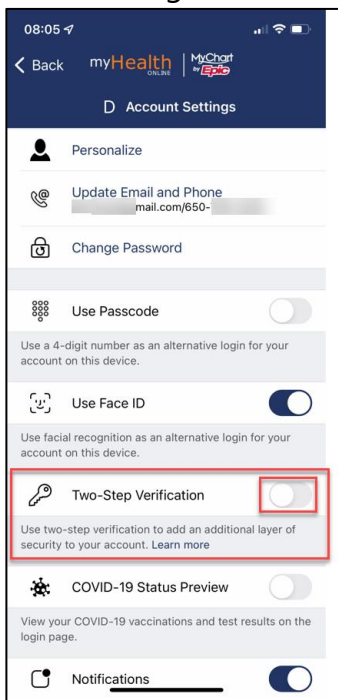
## Set Up Two-Step Verification from Mobile Device

Logon to your **myHealth Online** account

3. Click **Menu**
2. Scroll down to Account Settings, select **Account Setting**.



4. Under Two-Step Verification Settings, tap the button to right to turn on
5. Select how you would like to receive the code either Text message or Email

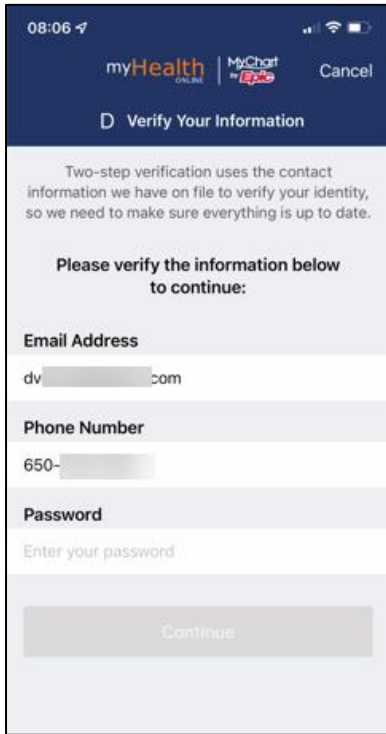


# Protecting myHealth Online Account

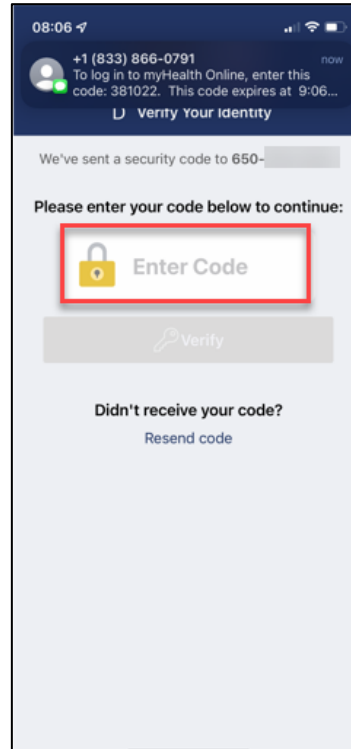
## With Two-Step Verification

### Patient Information

- Verify your information and enter your Password



- Enter code and Tap **Verify**



- Click **Finish**

